



# Therapy Animals of San Antonio

- **Therapy Teams Visiting Health Care Facilities**
- **StoryTails Reading Program In Local Schools**
- **Human-Animal Bond Educational Presentations**

P.O. Box 690221 • San Antonio, Texas 78269 • 210-614-6734

<http://www.therapyanimalssa.org>

[email: animal@therapyanimalssa.org](mailto:animal@therapyanimalssa.org)

---

## Therapy Team Program

### Bringing People and Animals Together for Healing

Thank you for your interest in Therapy Animals of San Antonio and our community service programs. Enclosed are the materials you requested. If you would like more information, please call Therapy Animals of San Antonio at (210) 614-6734 or email Therapy Animals of San Antonio at: [animal@therapyanimalssa.org](mailto:animal@therapyanimalssa.org).

## Procedures for Becoming a Therapy Team Volunteer

The procedures to become a registered Therapy Team with Therapy Animals of San Antonio (TASA) are as follows:

(1) If the potential team is not already a member of TASA then he should join TASA, paying the applicable membership dues (paying online is the fastest way to do this), and then return a completed Therapy Team Application to TASA along with the class/book fee as specified in the application.

(2) The potential volunteer is scheduled to attend a one day, eight hour training course. The course is conducted by TASA instructors. The volunteer attends without his/her animal. If the volunteer has chosen the Pet Partners registration option, they must also complete the Pet Partners online course. The cost of this course is \$70 (must be paid directly to Pet Partners) and must be completed before the team can be evaluated. **A copy of this certificate must be presented by the volunteer to TASA at the time of the evaluation so it can be forwarded to Pet Partners with the evaluation.** Upon successful completion of the team evaluation and beginning visits at a facility, the \$70 online fee will be refunded by TASA to the therapy team.

(3) The potential volunteer attends a scheduled one hour pre-screening session, along with their animal. The purpose of the pre-screening is to identify the team's readiness or to identify areas that still need work. The team must be cleared as "ready to test" before being scheduled for the formal team evaluation.

(4) The potential volunteer has his/her veterinarian complete the health-screening exam on his/her animal.

(5) After being cleared as "ready to test", TASA schedules a team evaluation of the potential Therapy Team. Both skills and aptitude are evaluated. **(All animals must have the specified skills).** Descriptions of the two evaluation options are included in this information packet. These evaluations, which are very similar, take 30 – 45 minutes to complete. A team evaluation fee of \$30 (cash or checks only) will be due the day of the evaluation before the test begins.

(6) The potential volunteer may test with only one animal and should be actively visiting with that animal for a year before testing with a second animal.

(7) Upon the successful completion of the Therapy Team evaluation, the team is registered to be a Therapy Team with TASA or Pet Partners (formerly Delta Society). These two options are compared in a table that follows.

(8) The new volunteer (without the animal) visits at least two health care facilities with an experienced Therapy Team. These mentoring visits are to reaffirm the volunteer's interest in the program and to determine his or her preference for type of facility.

(9) TASA assists the new Therapy Team in selecting a health care facility from our waiting list. Each facility on this list has requested a team and has undergone an on-site assessment by TASA. After TASA has linked the volunteer with a facility, the volunteer arranges an initial visit to preview the facility and determine a regular visiting schedule. The animal is not taken on the initial visit.

(10) Liability insurance coverage is activated upon official registration either by TASA or Pet Partners depending on which registration option is chosen. The new team contacts the facility and begins visiting on the schedule set in the initial visit.

(11) The new Therapy Team visits their facility on a regular schedule and submits visit reports for each visit to TASA.

**Volunteers are required to commit to the program for two years, a minimum of 10 visits per year.**

(12) Therapy Teams are required to be re-evaluated and registered every two years. This includes another health screening exam from a veterinarian for the animal and another scheduled evaluation of the team (both skills and aptitude are re-evaluated).

**Re-evaluation of a Therapy Team will be performed if the team is actively visiting and documenting their visits with TASA.**

## Therapy Animals of San Antonio Registration Options for Therapy Teams

Therapy Animals of San Antonio (TASA) brings people together who share a common interest in offering high quality animal assisted services to our community. We are an inclusive organization that recognizes that there is strength in diversity and that honors the gifts each Therapy Team brings to the collective whole. We welcome you to consider becoming a Therapy Team with us through either one of two options. The potential volunteer can choose to be registered with either Therapy Animals of San Antonio or the National Delta Society. Both options provide the same level of membership and offer equivalent animal assisted services to the community. Ultimately our goal is to come together and maximize our energy and talents to focus on the quality animal therapy services we can collectively offer our community. We would like to know which registration option you are interested in pursuing before you come to the training course so that we will be best able to facilitate your decision. Below is a comparison of the two options. The major differences are highlighted in yellow.

	<b>Registration with Therapy Animals of San Antonio (TASA)</b>	<b>Registration with the National Pet Partners (formerly Delta Society)</b>
Registration	Local	National, portable to other communities
Training Class	8 hour TASA training class  Some additional readings	8 hour TASA training class  Online Pet Partner course
Training Class Fees	Class/TASA book \$25 payable before class day (to be paid along with first year membership dues)	Class/TASA book \$25 payable before class day (to be paid along with first year membership dues)
Screening Opportunity	Free screening for readiness for team evaluation	Free screening for readiness for team evaluation
Team Evaluation	Provided by TASA approved evaluators with criteria equivalent to or surpassing Pet Partners' criteria	Provided by Pet Partners licensed evaluators using Pet Partners' criteria and processes
Insurance	Commercial general liability insurance policy provided by TASA - \$2,000,000 per occurrence  Medical Expense (any one person) - \$5,000	Commercial general liability insurance policy provided by Pet Partners - \$2,000,000 per occurrence  Medical Expense (any one person) - \$20,000

	<b>Registration with Therapy Animals of San Antonio (TASA)</b>	<b>Registration with the National Pet Partners (formerly Delta Society)</b>
Membership and Team Evaluation Fees	<p>\$30 payable at evaluation</p> <p>TASA yearly dues:            \$35 – family            \$30 – individual            \$25 – seniors (55 and over)            students (enrolled full time)</p> <p>All membership and evaluation fees remain at the local level</p>	<p>\$30 payable at evaluation</p> <p>TASA yearly dues:            \$35 – family            \$30 – individual            \$25 – seniors (55 and over)            students (enrolled full time)</p> <p>All membership and evaluation fees remain at the local level. TASA will pay for the entire cost of a Pet Partners registration</p>
Identification	<p>TASA badge and dog tag</p> <p>TASA polo shirts, denim shirts, t-shirts and animal vests are available for purchase from TASA</p>	<p>Pet Partners badge and dog tag</p> <p>TASA polo shirts, denim shirts, t-shirts and animal vests are available for purchase from TASA</p> <p>Pet Partners’ animal vests available for purchase from Pet Partners</p>
Commercial Advertising	<p>TASA identification badge free of commercial advertising</p>	<p>Pet Partners’ identification badge contains commercial advertising (Purina)</p>
Restrictions	<p>No dietary restrictions</p> <p>Animal costumes can be worn for visitation on special occasions or holidays (with facility approval)</p> <p>Decorative collars, leashes, etc. appropriate to the site can be worn for visitation</p>	<p>Therapy animal and all other animals in home must not be fed any raw food, including raw bones, marrow bones, and pigs ears</p> <p>Animal Costumes are not allowed.</p> <p>Decorative collars, scarves and leashes are allowed as long as the collar structure is the same as the collar the team used to evaluate</p>

	<b>Registration with Therapy Animals of San Antonio (TASA)</b>	<b>Registration with the National Pet Partners (formerly Delta Society)</b>
Expectations	Healthy, well groomed teams that present confident, reliable, consistent behavior in all situations that interact well with the community	Healthy, well groomed teams that present confident, reliable, consistent behavior in all situations that interact well with the community
TASA Organizational Support/Activities	<p>TASA website at <a href="http://www.therapyanimalssa.org">www.therapyanimalssa.org</a> and TASA Yahoo group</p> <p>Local access to experts in various animal care, training, therapy and interaction experiences</p> <p>Free local continuing education opportunities arranged by TASA board</p> <p>Multiple opportunities to connect and participate in group activities</p> <p>Multiple opportunities to serve the community</p> <p>Face to face contact with TASA board members</p> <p>Personal input on changing TASA rules or policies</p> <p>Access to local board via email and phone</p>	<p>TASA website at <a href="http://www.therapyanimalssa.org">www.therapyanimalssa.org</a> and TASA Yahoo group</p> <p>Local access to experts in various animal care, training, therapy and interaction experiences</p> <p>Free local continuing education opportunities arranged by TASA board</p> <p>Multiple opportunities to connect and participate in group activities</p> <p>Multiple opportunities to serve the community</p> <p>Face to face contact with TASA board members</p> <p>No face to face contact with Pet Partners board members</p> <p>Limited personal input on changing Pet Partners rules or policies</p> <p>Access to local and Pet Partners board via email and phone</p>
National Pet Partners Organizational Support	None	<p>Newsletter and website resources</p> <p>Access to staff via email and phone</p>

	<b>Registration with Therapy Animals of San Antonio (TASA)</b>	<b>Registration with the National Pet Partners (formerly Delta Society)</b>
Visiting Opportunities	Work with TASA Facility Coordinator to be placed in an appropriate facility that needs or wants services	Work with TASA Facility Coordinator to be placed in an appropriate facility that needs or wants services
Animal Requirements Regarding Age	Dogs and cats must be one year old and have lived with owner for six months  Rabbits, guinea pigs, rats, etc. must be six months old and birds must have lived with owner for one year	Dogs and cats must be one year old and have lived with owner for six months  Rabbits, guinea pigs, rats, etc. must be six months old and birds must have lived with owner for one year
Handler Requirements Regarding Age	Must be at least 16 years old	Must be at least 10 years old and those younger than 16 must be accompanied by parent or guardian

# Therapy Animals of San Antonio Evaluation

## Part 1 - The Skills Test



The Therapy Animals Therapy Team Skills Test is designed to test basic good behavior skills, of both the animals and their handlers. The skills test is also used for screening cats and other animals although these animals do not perform all the test items in the same way.

<p><b>Test 1: Accepting a Friendly Stranger</b></p> <p>This test demonstrates that the dog will allow a friendly stranger to approach it and speak to the handler in a natural, everyday situation. The evaluator walks up to the dog and handler and greets the handler in a friendly manner, ignoring the dog. The evaluator and handler shake hands and exchange pleasantries. The dog must show no sign of resentment or shyness, and must not break position or try to go to the evaluator. (AKC/CGC)</p>	<p><b>Test 2: Sitting Politely for Petting</b></p> <p>This test demonstrates that the dog will allow a friendly stranger to touch it while it is out with its handler. With the dog sitting at the handler's side, to begin the exercise, the evaluator pets the dog on the head and body. The handler may talk to his or her dog throughout the exercise. The dog may stand in place as it is petted. The dog must not show shyness or resentment or jump on the friendly stranger. (AKC/CGC)</p>
<p><b>Test 3: Appearance and Grooming</b></p> <p>This practical test demonstrates that the dog will welcome being groomed and examined and will permit someone, such as a veterinarian, groomer or friend of the owner, to do so. It also demonstrates the owner's care, concern and sense of responsibility. The evaluator inspects the dog to determine if it is clean and groomed. The dog must appear to be in healthy condition (i.e., proper weight, clean, healthy and alert). The handler should supply the comb or brush commonly used on the dog. The evaluator then softly combs or brushes the dog, and in a natural manner, lightly examines the ears and gently picks up each front foot. It is not necessary for the dog to hold a specific position during the examination, and the handler may talk to the dog, praise it and give encouragement throughout. (AKC/CGC)</p>	<p><b>Test 4: Out for a Walk (Walking on a Loose Lead)</b></p> <p>This test demonstrates that the handler is in control of the dog. The dog may be on either side of the handler. The dog's position should leave no doubt that the dog is attentive to the handler and is responding to the handler's movements and changes of direction. The dog need not be perfectly aligned with the handler and need not sit when the handler stops. The evaluator may use a pre-plotted course or may direct the handler/dog team by issuing instructions or commands. In either case, there should be a right turn, left turn, and an about turn with at least one stop in between and another at the end. The handler may talk to the dog along the way, praise the dog, or give commands in a normal tone of voice. The handler may sit the dog at the halts if desired. (AKC/CGC) All dogs must walk on the floor.</p>
<p><b>Test 5: Walking Through a Crowd</b></p> <p>This test demonstrates that the dog can move about politely in pedestrian traffic and is under control in public places. The dog and handler walk around and pass close to several people (at least three). The dog may show some interest in the strangers but should continue to walk with the handler, without evidence of over-exuberance, shyness or resentment. The handler may talk to the dog and encourage or praise the dog throughout the test. The dog should not jump on people in the crowd or strain on the leash. (AKC/CGC) Medical equipment will be utilized by crowd members consistent with that found routinely in health care organizations. (PUPS TEST)</p>	<p><b>Test 6: Reaction to Distraction</b></p> <p>This test demonstrates that the dog is confident at all times when faced with common distracting situations. The evaluator will select and present two distractions. Examples of distractions include dropping a chair, rolling a crate dolly past the dog, having a jogger run in front of the dog, or dropping a crutch or cane. The dog may express natural interest and curiosity and/or may appear slightly startled but should not panic, try to run away, show aggressiveness, or bark. The handler may talk to the dog and encourage or praise it throughout the exercise. (AKC/CGC)</p>

## Therapy Animals of San Antonio Evaluation - Part 1 - The Skills Test

### **Test 7: Sit and Down on Command and Staying in Place (DOG)**

This test demonstrates that the dog has training, will respond to the handler's commands to sit and down and will remain in the place commanded by the handler (sit or down position, whichever the handler prefers). The dog must do sit AND down on command, then the owner chooses the position for leaving the dog in the stay. Prior to this test, the dog's leash is replaced with a line 20 feet long. The handler may take a reasonable amount of time and use more than one command to get the dog to sit and then down. The evaluator must determine if the dog has responded to the handler's commands. The handler may not force the dog into position. When instructed by the evaluator, the handler tells the dog to stay and walks forward the length of the line, turns and returns to the dog at a natural pace. The dog must remain in the place in which it was left (it may change position) until the evaluator instructs the handler to release (AKC/CGC)

### **Test 8: Coming When Called**

This test demonstrates that the dog will come when called by the handler. The handler will walk 10 feet from the dog, turn to face the dog, and call the dog. The handler may use encouragement to get the dog to come. Handlers may choose to tell dogs to "stay" or "wait" or they may simply walk away, giving no instructions to the dog. (AKC/CGC) The evaluator will provide a mild distraction. (TDI)

### **Test 9: Reaction to Another Dog**

This test demonstrates that the dog can behave politely around other dogs. Two handlers and their dogs approach each other from a distance of about 20 feet, stop, shake hands and exchange pleasantries, and continue on for about 10 feet. The dogs should show no more than casual interest in each other. Neither dog should go to the other dog or its handler. (AKC/CGC) (PUPS)

End of Skills Test – Overall interaction observations with obedience evaluation of the handler in the management of the animal is determined. General body language observations of the animal are also evaluated.



# Therapy Animals of San Antonio Evaluation



## Part 2 - The Aptitude Test

The Therapy Animals Therapy Team Aptitude Test determines if you and your animal have the ability, capacity, desire, and potential for participating in animal-assisted activities (AAA) and animal-assisted therapy (AAT) programs.







<p><b>Test 1: Examination</b></p> <p>Evaluator will handle the animal, all 4 feet, tail, ears, etc. checking for comfort with handling and proximity of evaluator. (Saying Hello 1:1 as in the TDI Evaluation. Also is an extension of AKC/CGS's Appearance and Grooming – handled as in a veterinary exam. Consistent with Tuskegee's PUPS Test in evaluation of each skill twice to assure reliability and to Delta Society's Overall Exam.)</p>	<p><b>Test 2: Escalation of Interaction with Evaluator</b></p> <p>Evaluator will interact with animal in an animated manner as one with emotional excitement might as well as one with poor verbal and motor control might (individuals with strokes, dementia, etc.). (TDI 1:1 acclimation to Infirmities: This test demonstrates the animals confidence when exposed to people walking with an uneven gait, shuffling, <b>breathing heavily, coughing, wheezing or other distractions which may be encountered in a facility</b>). (Delta Society's Exuberant and Clumsy Petting).</p>
<p><b>Test 3: Held by a Stranger</b></p> <p>Evaluator will restrain animal for a brief period of time if animal is able to accept gentle restraint. (Tuskegee PUP's Test – held or led by stranger). (Delta Society's Restraining Hug).</p>	<p><b>Test 4: Acclimation to Infirmities</b></p> <p>This test demonstrates the animal's confidence when exposed to <b>people walking with an uneven gait</b>, shuffling, breathing heavily, coughing, wheezing or other distractions, which may be encountered in a facility. (TDI) (Delta Society's Staggering, Gesturing Individual).</p>
<p><b>Test 5: Acclimation to Infirmities: Loud Voices</b></p> <p>This test demonstrates the animal's confidence when exposed to people walking with an uneven gait, shuffling, <b>breathing heavily, coughing, wheezing or other distractions</b>, which may be encountered in a facility. (TDI) (Delta Society's Angry Yellers)</p>	<p><b>Test 6: Day Room Interactions</b></p> <p>This test demonstrates the animal will tolerate petting and interacting with several people and that the handler can interact with the animal and the people. Medical equipment will be utilized by crowd members consistent with that found routinely in health care organizations. (Tuskegee PUPS Simulated Day Room) (TDI Say Hello to a crowd) (Delta Society's Crowded Petting)</p>
<p><b>Test 7: Physical Contact/Movement into Personal Space</b></p> <p>This test demonstrates the animal is able to recover when a person bumps into it and the handler can help the animal to recover. (Delta Society's Bumped from Behind)</p>	<p><b>Test 8: Leave It</b></p> <p>The handler with the animal on a loose leash walks past a toy on the ground (placed within a distance of three feet) and upon command the animal should ignore the toy. (TDI) (Delta's Society's Leave It)</p>
<p><b>Test 9: Accepting a Treat</b></p> <p>Animal is offered a treat by the evaluator after the evaluator requests permission from handler. (Delta Society's Offered a Treat)</p>	<p>End of Aptitude Test – Overall interaction observations with interactive behavioral evaluation of the handler in the management of the animal is determined. General body language observations of the animal are also evaluated.</p>

# Pet Partners Evaluation






## Part 1 - The Skills Test



The Pet Partners Therapy Team Skills Test is designed to test basic good behavior skills, of both the animals and their handlers. The skills test is also used for screening cats and other animals although these animals do not perform all the test items in the same way.

<p><b>(1) Review of the Handler's Questionnaire</b></p>  <p>This exercise allows the evaluator to ask questions about the team that may alert the evaluator to circumstances that may affect the evaluation. The team is also allowed to familiarize itself with the testing area.</p>	<p><b>(2) Accepting a Friendly Stranger</b></p>  <p>This exercise demonstrates that the team can greet strangers appropriately.</p>
<p><b>(3) Accepting Petting</b></p>  <p>This exercise demonstrates that the team has suitable social skills and control for visits.</p>	<p><b>(4) Appearance and Grooming</b></p>  <p>This exercise demonstrates:</p> <ul style="list-style-type: none"><li>• The team's appearance is suitable for visits.</li><li>• The animal welcomes being groomed and examined and permits a stranger to do so.</li><li>• The handler's care, concern, and responsibility.</li></ul>
<p><b>(5) Out For a Walk (All Dogs Must Walk on the Floor)</b></p>  <p>This exercise demonstrates that the handler is in control of the animal and the animal is comfortable moving with the handler.</p>	<p><b>(6) Walking Through a Crowd</b></p>  <p>This exercise simulates a crowded corridor and demonstrates that the team can move about politely in pedestrian traffic and under control in public places.</p>

## Pet Partners Evaluation - Part 1 - The Skills Test







<p><b>(7) Reaction to Distractions</b></p>  <p>This exercise demonstrates that the animal remains confident when faced with common distracting situations.</p>	
<p><b>(8-10) Sit on Command, Down on Command, and Stay in Place (Dogs)</b></p>  <p>These exercises demonstrate that the dog has training and will sit, lie down, and stay at the handler's command.</p>	<p><b>(8-10) Sit on Command, Down on Command, and Stay in Place (Other Animals)</b></p>  <p>These exercises demonstrate that animals other than dogs will accept being passed from one person to another and remain where placed.</p>
<p><b>(11) Come When Called</b></p>  <p>This exercise is for dogs only. This test demonstrates that the dog will leave pleasant distractions to come to the handler and allow the handler to attach a leash. (Very small dogs that have been carried during other parts of the evaluation must complete this exercise on the floor.)</p>	<p><b>(12) Reaction to a Neutral Dog</b></p>  <p>This exercise demonstrates:</p> <ul style="list-style-type: none"> <li>• The animal can behave politely around an approaching dog.</li> <li>• The handler is aware of the animal's potential response to a dog and can help the animal succeed.</li> <li>• The handler can be polite and friendly to a stranger.</li> </ul>

# Pet Partners Evaluation




## Part 2 - The Aptitude Test



The Pet Partners Therapy Team Aptitude Test determines if you and your animal have the ability, capacity, desire, and potential for participating in animal-assisted activities (AAA) and animal-assisted therapy (AAT) programs.

<p><b>(A) Overall Exam</b></p>  <p>This exercise demonstrates:</p> <ul style="list-style-type: none"><li>• The animal will accept and is comfortable being examined by a stranger.</li><li>• The handler knows how to present the animal on a visit and how to help the animal accept and welcome being touched all over.</li></ul>	<p><b>(B) Exuberant and Clumsy Petting</b></p>  <p>This exercise demonstrates:</p> <ul style="list-style-type: none"><li>• The animal will maintain self-control and will tolerate clumsy petting by people who have differing physical abilities or who do not know proper etiquette around the animal.</li><li>• The handler can work with the animal to help it tolerate such attention.</li></ul>
<p><b>(C) Restraining Hug</b></p>  <p>This exercise demonstrates that the animal will accept or welcome restraint and that the handler can assist the animal to accept or welcome such a situation.</p>	<p><b>(D) Staggering, Gesturing Individual</b></p>  <p>This exercise demonstrates:</p> <ul style="list-style-type: none"><li>• The animal will exhibit confidence when a person acting in an unusual manner approaches and then interacts with it.</li><li>• The handler has the social skills to interact with such a person while attending to the animal.</li></ul>
<p><b>(E) Angry Yelling</b></p>  <p>This exercise demonstrates that the animal will not be upset when someone exhibits angry emotions and that the handler can help the animal tolerate such a situation.</p>	<p><b>(F) Bumped from Behind</b></p>  <p>This exercise demonstrates that the animal is able to recover when a person bumps into it and that the handler can not only tolerate the animal being bumped, but can also assist the animal to recover.</p>

## Pet Partners Evaluation - Part 2 - The Aptitude Test

<p><b>(G) Crowded and Petted by Several People</b></p> 	<p>This exercise demonstrates:</p> <ul style="list-style-type: none"> <li>• The animal will tolerate crowding and petting by several people at once.</li> <li>• The handler has the social skills to visit with a group of people while still attending to the animal and maintaining its well-being.</li> </ul>	<p><b>(H) Leave It</b></p>  <p>This exercise demonstrates the animal will ignore a toy left on the floor.</p>
<p><b>(I) Offered a Treat</b></p> 	<p>This exercise demonstrates the animal will take a treat politely and gently.</p>	<p><b>(J) Overall Assessment</b></p> <p>This item determines that the handler is proactive, not reactive or inactive, in the handling and management of his/her animal.</p>